



ÅRSREGNSKAP FOR REGNSKAPSÅRET 2024 - GENERELL INFORMASJON

Journalnummer: 2025 537417

Enheten

Organisasjonsnummer: 943 771 030
Organisasjonsform: Aksjeselskap
Foretaksnavn: GKN AEROSPACE NORWAY AS
Forretningsadresse: Kirkegårdsveien 45
3616 KONGSBERG

Regnskapsår

Årsregnskapets periode: 01.01.2024 - 31.12.2024

Konsern

Morselskap i konsern: Nei

Regnskapsregler

Regler for små foretak benyttet: Nei
Benyttet ved utarbeidelsen av
årsregnskapet til selskapet: Regnskapslovens alminnelige regler

Årsregnskapet fastsatt av kompetent organ

Bekreftet av representant for selskapet: Stine Slaatta
Dato for fastsettelse av årsregnskapet: 17.03.2025

Grunnlag for avgivelse

År 2024: Årsregnskap er elektronisk innlevert.
År 2023: Tall er hentet fra elektronisk innlevert årsregnskap fra 2024.

Det er ikke krav til at årsregnskapet m.v. som sendes til Regnskapsregisteret er undertegnet. Kontrollen på at dette er utført ligger hos revisor/enhetens øverste organ. Sikkerheten ivaretas ved at innsender har rolle/rettighet for innsending av årsregnskapet via Altinn, og ved at det bekreftes at årsregnskapet er fastsatt av kompetent organ.

Brønnøysundregistrene, 19.06.2025

Organisasjonsnr: 943 771 030
GKN AEROSPACE NORWAY AS

RESULTATREGNSKAP

Beløp i: NOK	Note	2024	2023
RESULTATREGNSKAP			
Inntekter			
Sales revenue	2, 3	1 640 373 000	1 691 907 000
Other operating revenues		230 000	1 842 000
Sum inntekter		1 640 604 000	1 693 749 000
Kostnader			
Use of raw materials and semi-man. products	3, 4	468 565 000	569 899 000
Wages, salaries and social welfare costs	5, 6	406 472 000	354 901 000
Depreciation	7, 8	32 711 000	27 562 000
Other operating expenses	3, 5	242 775 000	330 116 000
Sum kostnader		1 150 523 000	1 282 478 000
Driftsresultat		490 080 000	411 272 000
Finansinntekter og finanskostnader			
Other financial income	9	7 868 000	750 000
Unrealised currency losses/gains	10	392 573 000	-210 162 000
Sum finansinntekter		400 441 000	-209 412 000
Realised currency losses		28 762 000	281 466 000
Realised currency gains		-21 731 000	-546 626 000
Rentekostnad til foretak i samme konsern	3	-36 543 000	-50 376 000
Other net interest expenses		678 000	323 000
Sum finanskostnader		-28 835 000	-315 214 000
Netto finans		429 276 000	105 802 000
Resultat før skattekostnad		919 357 000	517 073 000
Tax on ordinary result	11	200 581 000	113 752 000
Årsresultat		718 776 000	403 321 000
Årsresultat etter minoritetsinteresser		718 776 000	403 321 000
Totalresultat		718 776 000	403 321 000
Overføringer og disponeringer			
Ordinært utbytte		1 000 000 000	257 000 000
Allocated to other equity	12		146 321 000
Allocated from other equity	12	-281 224 000	
Sum overføringer og disponeringer		718 776 000	403 321 000

Organisasjonsnr: 943 771 030
GKN AEROSPACE NORWAY AS

BALANSE

<u>Beløp i: NOK</u>	<u>Note</u>	<u>2024</u>	<u>2023</u>
BALANSE - EIENDELER			
Anleggsmidler			
Immaterielle eiendeler			
Capitalized development costs	7	24 057 000	26 238 000
Capitalized startup costs	7	49 000	49 000
Capitalized entry fee costs	7		
Utsatt skattefordel	11		
Sum immaterielle eiendeler		24 106 000	26 287 000
Varige driftsmidler			
Land	8	1 301 000	1 301 000
Buildings	8	54 304 000	49 992 000
Machinery, furniture, equipment	8	334 066 000	319 286 000
Sum varige driftsmidler		389 672 000	370 580 000
Investments in shares	9		
Other long-term receivables	10		
Sum anleggsmidler		413 777 000	396 867 000
Omløpsmidler			
Varer			
Sum varer	4	376 204 000	266 507 000
Fordringer			
Customer receivables	13	145 376 000	145 309 000
Group trade receivable	14	33 863 000	34 896 000
Other current receivables	15, 16	382 090 000	221 321 000
Forward contracts	10, 16	278 871 000	
Konsernfordringer	3, 14	707 250 000	906 102 000
Sum fordringer		1 547 450 000	1 307 628 000
Other financial instruments	10		
Bank deposits	17		
Sum omløpsmidler		1 923 653 000	1 574 136 000
SUM EIENDELER		2 337 431 000	1 971 002 000
BALANSE - EGENKAPITAL OG GJELD			
Egenkapital			
Innskutt egenkapital			
Share capital	17	112 500 000	112 500 000
Overkurs	12	4 875 000	4 875 000
Sum innskutt egenkapital		117 375 000	117 375 000

Opptjent egenkapital			
Other equity	12	389 406 000	670 630 000
Sum opptjent egenkapital		389 406 000	670 630 000
Sum egenkapital		506 781 000	788 005 000
Gjeld			
Langsiktig gjeld			
Pensjonsforpliktelser	8, 16	35 048 000	38 829 000
Utsatt skatt	11	268 487 000	235 981 000
Other provisions	10, 16		84 152 000
Sum avsetninger for forpliktelser		303 535 000	358 962 000
Annen langsiktig gjeld			
Sum langsiktig gjeld		303 535 000	358 962 000
Kortsiktig gjeld			
Leverandørgjeld	3, 14	163 912 000	189 056 000
Tax payable	11	168 172 000	176 149 000
Public duties payable		29 133 000	25 398 000
Utbytte	14	1 000 000 000	257 000 000
Other short-term liabilities	16	118 592 000	132 319 000
Advance from customer		47 306 000	44 112 000
Sum kortsiktig gjeld		1 527 115 000	824 035 000
Sum gjeld		1 830 649 000	1 182 997 000
SUM EGENKAPITAL OG GJELD		2 337 431 000	1 971 002 000



Skattedirektoratet

Saksbehandler
Torstein Kinden Helleland

Deres dato
29.01.2015

Vår dato
02.02.2015

Telefon
22078139

Deres referanse
SBR

Vår referanse
2014/665525

PriceWaterhouseCoopers AS
Postboks 748
0106 Oslo

04 FEB. 2015

Tillatelse til å utarbeide årsregnskap og årsberetning på engelsk språk for GKN Aerospace Norway AS, org. nr. 943 771 030

Vi viser til deres brev av 29. januar 2015 der det søkes om dispensasjon fra kravet til å utarbeide årsregnskap og årsberetning på norsk språk for GKN Aerospace Norway AS.

Skattedirektoratet gir på bakgrunn av en konkret helhetsvurdering GKN Aerospace Norway AS dispensasjon fra kravet til å utarbeide årsregnskap og årsberetning på norsk språk, jf. regnskapsloven § 3-4 tredje ledd. Dispensasjonen forutsetter at opplysningene som vedtaket baserer seg på ikke endres vesentlig.

Kopi av dette brevet må sendes Regnskapsregisteret i Brønnøysund sammen med årsregnskapet. Det påligger den regnskapspliktige å dokumentere ved dette brev at tillatelsen er gitt.

Bakgrunn

GKN Aerospace Norway AS er direkte eiet av det svenske selskapet GKN Aerospace Sweden AB, og den ultimate eieren av hele konsernet er det engelske selskapet GKN Plc. Selskapet produserer flymotorkomponenter. Selskapet opererer i en internasjonal bransje, hvor kunder og leverandører i all hovedsak er utenlandske. I forbindelse med prosjektene i utlandet foregår all kommunikasjon på engelsk. Alle sentrale aktører og samarbeidspartnere innen denne bransjen behersker og benytter engelsk. En norsk oversettelse vil kun ha til formål å oppfylle regnskapslovens språkkrav.

Skattedirektoratets vurdering

Etter regnskapsloven § 3-4 tredje ledd skal *"årsregnskapet og årsberetningen ... være på norsk. Departementet kan ved ... enkeltvedtak bestemme at årsregnskapet og/eller årsberetningen kan være på et annet språk."*

I Ot. prp. nr. 42 (1997-1998) Om lov om årsregnskap m.v., er det uttalt følgende om regnskapslovens formål, jf. pkt. 1.1:

"Regjeringen har som siktemål at regnskapsloven skal bidra til informative regnskaper for ulike grupper av regnskapsbrukere. Regnskapsbrukerne er dels investorer og kreditorer som

Postadresse
Postboks 9200 Grønland
0134 Oslo

Besøksadresse:
Se www.skatteetaten.no
Org.nr: 996250318
E-post: skatteetaten.no/sendepost

Sentralbord
800 80 000
Telefaks
22 17 08 60



tilfører kapital til foretakene, og dels andre grupper som har interesse av å vite hvordan foretaket drives, f.eks. de ansatte og lokalsamfunnet. Informasjonen til kapitalmarkedet skal gi grunnlag for riktig prising av finansielle objekter. Riktig prisdannelse på aksjer er en forutsetning for at ressursbruken i samfunnsøkonomien skal bli best mulig. Gode regnskaper vil også gjøre det vanskeligere for markedsdeltakere å ta ut speulasjonsgevinster med basis i skjevt fordelt informasjon.”

Det fremgår således at et av hovedformålene med regnskapsloven er å bidra til *“informative regnskaper for ulike grupper av regnskapsbrukere”*. Regnskapsbrukere vil omfatte, jf. uttalelsen i proposisjonen, blant andre investorer, kreditorer, ansatte og lokalsamfunnet.

Det er etter Skattedirektoratets vurdering derfor avgjørende ved vurdering av om dispensasjon fra kravet til å utarbeide årsregnskap og/eller årsberetning på norsk kan gis, at det ikke foreligger mulige brukere av regnskapsinformasjon som blir vesentlig berørt negativt ved en eventuell dispensasjon.

Det er særlig hensynet til brukerne av regnskapsinformasjon som skal vurderes ved en dispensasjonssøknad. I denne vurderingen har Skattedirektoratet lagt særlig vekt på at selskapet er datterselskap til et utenlandsk selskap. Eierkretsen er begrenset. Selskapet opererer i en internasjonal bransje. I forbindelse med prosjektene i utlandet foregår all kommunikasjon på engelsk. Videre er det vektlagt at selskapet driver virksomhet i en bransje der alle sentrale aktører behersker og benytter engelsk språk.

Vennligst oppgi vår referanse ved henvendelser i saken.

Med hilsen

Rune Tystad
seniorrådgiver
Rettsavdelingen, foretaksskatt
Skattedirektoratet

Torstein Kinden Helleland

Income statement
GKN Aerospace Norway AS

Amounts in kNOK

	Note	2024	2023
OPERATING REVENUES			
Sales revenue	2, 3	1 640 373	1 691 907
Other operating revenues		230	1 842
Total operating revenues		1 640 604	1 693 749
OPERATING EXPENSES			
Use of raw materials and semi-man. products	3, 4	468 565	569 899
Wages, salaries and social welfare costs	5, 6	406 472	354 901
Depreciation	7, 8	32 711	27 562
Other operating expenses	3, 5	242 775	330 116
Total operating expenses		1 150 523	1 282 478
Operating profit		490 080	411 272
FINANCIAL INCOME AND EXPENSES			
Other financial income	9	7 868	750
Unrealised currency losses/gains	10	392 573	-210 162
Realised currency losses		28 762	281 466
Realised currency gains		21 731	546 626
Interest received from group companies	3	36 543	50 376
Other net interest expenses		678	323
Result from financial income and expenses		429 276	105 802
Profit and loss before taxes		919 357	517 073
Tax on ordinary result	11	200 581	113 752
NET PROFIT FOR THE YEAR		718 776	403 321
APPLICATION OF NET PROFIT FOR THE YEAR			
Dividende		1 000 000	257 000
Allocated to other equity	12	0	146 321
Allocated from other equity	12	-281 224	0
Total		718 776	403 321

Balance sheet
GKN Aerospace Norway AS

Amounts in kNOK

Assets	Note	2024	2023
FIXED ASSETS			
Intangible fixed assets			
Capitalized development costs	7	24 057	26 238
Capitalized startup costs	7	49	49
Total intangible fixed assets		24 106	26 287
Tangible fixed assets			
Land	8	1 301	1 301
Buildings	8	54 304	49 992
Machinery, furniture, equipment	8	334 066	319 286
Total tangible fixed assets		389 672	370 580
 TOTAL FIXED ASSETS		 413 777	 396 867
 CURRENT ASSETS			
Inventories	4	376 204	266 507
Receivables			
Customer receivables	13	145 376	145 309
Group trade receivable	14	33 863	34 896
Other current receivables	15, 16	382 090	221 321
Other receivables to group companies	3, 14	707 250	906 102
Forward contracts	10, 16	278 871	0
Total receivables		1 547 450	1 307 628
 TOTAL CURRENT ASSETS		 1 923 653	 1 574 136
 TOTAL ASSETS		 2 337 431	 1 971 002


Balance sheet
GKN Aerospace Norway AS

Amounts in kNOK

EQUITY AND LIABILITIES	Note	2024	2023
EQUITY			
Restricted equity			
Share capital	17	112 500	112 500
Share premium reserve	12	4 875	4 875
Total restricted equity		117 375	117 375
Retained earnings			
Other equity	12	389 406	670 630
Total retained earnings		389 406	670 630
Total equity		506 781	788 005
LIABILITIES			
Provisions			
Restructuring and other employee obligations	8, 16	35 048	38 829
Deferred tax	11	268 487	235 981
Other provisions	10, 16	0	84 152
Total provisions		303 535	358 962
Long-term liabilities			
Short-term liabilities			
Trade creditors		153 099	179 923
Group trade creditors	3, 14	10 813	9 133
Tax payable	11	168 172	176 149
Public duties payable		29 133	25 398
Dividende	14	1 000 000	257 000
Other short-term liabilities	16	118 592	132 319
Advance from customer		47 306	44 112
Total short-term liabilities		1 527 115	824 035
TOTAL LIABILITIES		1 830 649	1 182 997
TOTAL EQUITY AND LIABILITIES		2 337 431	1 971 002


Kongsberg, 17.03.2025

The board of Gkn Aerospace Norway AS

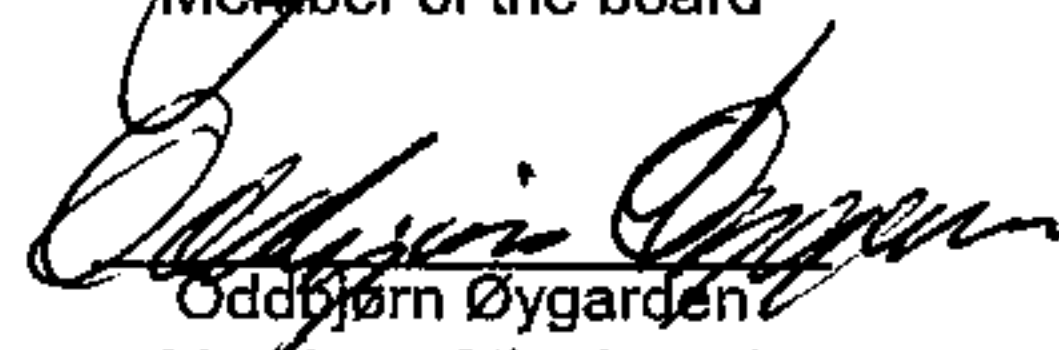

Nicola Diann Armstrong
Member of the board/General Manager



Karin Andersson
Member of the board



Martin Ramfjord
Member of the board



Alexander Andersson
Member of the board


Bent Andersen
Member of the board


Oddbjørn Øygarden
Member of the board


Joakim Andersson
Chairman of the board


Sara Eklöf
Member of the board


Linda Hansen
Member of the board

GKN AEROSPACE NORWAY AS

CASH FLOW STATEMENT FOR THE PERIOD 1 JANUARY - 31 DECEMBER

(All amounts in NOK thousand unless specified with decimals)

	Note	2024	2023
CASH FLOW FROM OPERATING ACTIVITIES			
Profit before taxes		919 357	517 073
Depreciation	7,8	32 711	27 562
Profit on fixed asset disposals	8	-	-1 487
Scrapping of fixed assets	8	846	-
Taxes	11	-176 052	-169 080
Adjustment no cash effect		-	-
Items classified as investment or financing activities	9	-7 868	-750
Change in inventories, customer receivables and payable to suppliers	20	-133 875	187 026
Change in other accrued income and accrued expenses	20	-568 707	-64 585
Net cash flow from operating activities	A	66 412	495 759
CASH FLOW FROM INVESTING ACTIVITIES			
Investments in tangible fixed assets	8	-50 467	-47 699
Sale of tangible fixed assets	8	-	1 487
Sale of intangible fixed assets	7	-	-
Loan to group	14		-872 030
Change in cash pool	14	-23 812	504 334
Dividend from investment	9	7 868	1 250
Net cash flow from investing activities	B	-66 412	-412 658
CASH FLOW FROM FINANCING ACTIVITIES			
Paid dividends	14		-83 100
		-	-
Net cash flow from financing activities	C	-	-83 100
Net cash flow for the year	A+B+C	0	0
Bank deposits at 1. January		0	0
BANK DEPOSITS AT 31. DECEMBER		0	0

GKN AEROSPACE NORWAY AS

NOTES TO THE ACCOUNTS ON 31 DECEMBER 2024

(All amounts in NOK thousand unless specified with decimals)

NOTE 1 - ACCOUNTING PRINCIPLES

The annual accounts are drawn up in compliance with the Norwegian Accounting Act of 1998 and prepared in accordance with accepted Norwegian accounting standards.

Use of estimates

The preparation of financial statements in compliance with the Accounting Act requires the use of estimates. The application of the Company's accounting principles also require management to apply assessments. Areas which to a great extent contain such assessments, a high degree of complexity, or areas in which assumptions and estimates are significant for the financial statements, are described in the notes.

Main principle for valuation and classification of assets and liabilities

Fixed assets are valued at purchase cost, but written-down to market value when a value reduction is not expected to be temporary. Fixed assets with a limited economic lifetime are depreciated as planned. Long-term liabilities are recorded in the balance sheet at the nominal amount at the date of establishment. Long-term liabilities are not revalued at actual value as a result of changes in interest rate.

Current assets are valued at the lowest of purchase cost and actual value. Current liabilities are recorded on the balance sheet as the nominal amount at the establishment date. Current liabilities are not revalued at actual value as a result of changes in interest rate.

Assets and liabilities in foreign currencies

Current assets and liabilities in foreign currencies are translated into Norwegian kroner (NOK) at the exchange rate on the balance date.

Currency in P&L

Income and costs in P&L are booked at the monthly currency rate based on Norwegian Bank last month average currency rate.

Forward contracts and options

The Company's cash flows are secured through forward foreign currency contracts. These are measured at fair value through the income statement under financial income and expenses in accordance with NRS 18 Financial assets and liabilities. Hedge accounting is not applied.

Intangible fixed assets

The Company's own technology projects of permanent nature are capitalized and amortized according to the project's useful life time, while projects of non-permanent nature are charged against operating income.

The Company's share of entry fee and purchased development costs for the engine programs are capitalized in the balance sheet. The entry fee and purchased development costs are amortized on a straight line basis over the estimated sales period for these engine programs, or over a maximum period of 25 years.

In addition, the Company capitalizes start-up costs in connection with these engine programs. Start-up expenses are costs related to design and tooling. The costs for design are capitalized as development costs and the costs for tooling are capitalized as tangible assets. The costs are amortized on a straight line basis over the estimated useful lifetime.

Tangible fixed assets

Fixed assets are carried at historical cost, but are written down to their recoverable amount if this is lower than the carrying amount and the decline is expected to be permanent. Fixed assets with a limited economic life are depreciated on a systematic basis in accordance with a reasonable depreciation schedule. The impact of changes in the depreciation schedule are carried out over the remaining amortization period. Expenditures for maintenance and repairs are expensed as incurred. Major replacements and renewals are capitalized and any assets replaced are retired.

The annual rent for non-financial assets are charged as expenses.

Dilapidation provision for rented premises is recognized in balance.

Shares and holdings in affiliated companies

Investments in affiliated companies are carried at cost. A write-down to fair value will be performed if the impairment is not considered to be temporary, and an impairment charge is deemed necessary according to generally accepted accounting principles. Received dividends and group contributions are recognized as other financial income.

Inventories

Inventories comprise purchased and own-manufactured goods, and are valued at the lower of historical purchase or production cost and estimated net realizable value. Historical production cost consists of direct materials, direct wages and variable and fixed production overheads. Deductions have been made for obsolescence.

Customer receivables

Customer receivables and other receivables are recorded in the balance sheet after deduction of provisions to cover anticipated losses. Provisions for losses are based on an individual valuation of each receivable.

Revenue

Revenue comprises sales revenue from goods delivered and services performed during the year. Income from sales of goods is recorded at time of delivery. Income from services is recorded as they are performed.

Pensions

In accordance with Norwegian law, the Company is obliged to keep a pension scheme. The Company's scheme fulfills these requirements. The pension agreements are accounted in accordance with the Norwegian accounting standard for pension costs.

Defined contribution plan

From 1 December 2009 the Company introduced a defined contribution pension scheme for all employees. With a defined contribution plan the Company pays contributions to an insurance company. After the contribution has been made the Company has no further commitment to pay. The contribution is recognized as payroll expenses. Prepaid contributions are reflected as an asset (pension fund) to the degree the contribution can be

Defined benefit plan

In connection with the transition in 2009 to a defined contribution plan, employees that was retired due to disability remained in the defined benefit scheme. According to Norwegian Pensions Act the Company has changed this scheme into a defined contribution scheme from 01.01.2017. The value of the obligation is considered immaterial, hence the pension obligation is not recognized as a liability in the balance. Pension costs are instead expensed on an ongoing basis.

Accounting for the pension liability for the AFP plan

The Company has an actual financial liability due to the agreement for the AFP-plan. The benefits are financed through a collective agreement (LO/NHO). The information available is not sufficient in order to enable recognition of a pension liability. The plan is recognized as a defined contribution plan.

The Company has also an early retirement scheme and the obligation is booked in balance.

Taxes

Taxes are charged to expenses as they arise. This means, tax expenses are related to operating result before taxes. Tax relating to equity transactions, for example corporate contributions, is entered against equity.

The income tax expense comprises taxes payable (tax on current year taxable income) and changes in net deferred tax. Tax expense is charged between ordinary results and results of extraordinary items, in accordance with the tax basis. Deferred tax and deferred tax assets are presented as net in the balance sheet.

In fiscal year 2024 the income tax rate for calculation of current tax is 22%. Calculation of deferred tax at year-end 2024 is based on a tax rate of 22%.

Director & Officers insurance policy

The company is included in a global insurance policy for Directors & Officers.

Public subsidies and grants

Operating cost subsidies are recorded in the same period as the related costs, but only when it is probable that the conditions for receipt of the subsidies are or will be fulfilled. Investment grants are recorded net as a reduction of the related assets cost.

Contract loss provision

The Company accrues provisions for expected losses on active contracts. Such losses are included in, respectively, other current and long-term liabilities in the balance sheet, and are recorded as ordinary operating expenses in the income statement.

Impairments of tangible and intangible assets

Impairment testing is carried out as required provided indications that a tangible or an intangible asset has declined in value. The testing is carried out to determine any impairment through calculation of asset's recovery value. If the calculated recovery value is less than the carrying value, a write down is made to the asset's carrying value.

Affiliated businesses transactions

As part of its normal business, a significant number of the Company's transactions are with affiliated businesses according with the arm's-length principle.

Cash flow statement

The cash flow statement is presented using the indirect method. Cash and cash equivalents includes cash, bank deposits and other short-term highly liquid placement with original maturities of three months or less.

NOTE 2 - SALES REVENUE

Product area	2024	2023
Exhaust housing	347 295	419 228
Case and Ring	478 623	539 801
Shaft	256 091	245 365
Guide vanes	411 072	378 805
Others	147 293	108 708
Total	1 640 373	1 691 907

Geographic distribution	2024	2023
USA	158 410	199 224
France	1 049 326	939 439
Sweden	331 197	350 088
Norway	2 873	2 955
Italy	98 568	200 201
Japan	0	0
Total	1 640 373	1 691 907

Revenue comprises sales revenue from goods delivered and services performed during the year. Income from sales of goods is recorded at time of delivery.

Spare part compensation is included in sales revenue and the exact amount is finalized in April each year.

This years estimated revenue is TNOK 291.398 (TNOK 161.990 in 2023) and is booked as sales revenue and other current receivable.

NOTE 3 – TRANSACTIONS WITH RELATED PARTIES

Related parties:

Melrose Industries Plc	Ultimate parent Company
GKN Holdings Ltd (GKN)	Parent Company
GKN Aerospace Sweden AB (GAS)	Parent Company
GKN Aerospace Newington (GANE)	Sister Company
GKN Enterprise Ltd	Parent Company
GKN Aerospace Services LTD (GKN A.Serv.)	Sister Company
GKN Group Services LTD (GKN Gr.Serv.)	Sister Company
GKN Aerospace Manchester inc	Sister Company
GKN Aerospace Muncie	Sister Company
GKN Aerospace Chemtronics	Sister Company
GKN Aerospace India	Sister Company
Kongsberg Terotech AS (KTT) Terminated 2024	Owner's share 50 %

Different transactions have been made during the year between the related parties. All transactions are carried out as part of the normal business and at arm's length principle. The most significant transactions are:

	2024	2023
Sale of goods and services to GAS	340 273	386 317
Purchase of raw materials from GAS, US, India, England	125 478	79 556
Purchase of IT services and common costs from	7 260	4 984
Purchase of common costs from GKN Ltd	86 570	113 835
Purchase of maintenance services from KTT	0	47 429
Net interest receivable /loan GKN	36 543	50 376

Remuneration of senior management is shown in Note 5 and balances with companies in the GKN Group are described in note 14.

Treasury department in Melrose Industries Plc trades forward contract shown in note 10.

NOTE 4 – INVENTORIES

	2024	2023
Raw materials	118 947	82 801
Work in progress	126 049	88 054
Finished goods (purchased)	7 087	11 137
Finished goods (manufactured)	124 121	84 515
Total	376 204	266 507
Inventories carried at acquisition cost	329 966	236 607
Inventories carried at net realizable value	46 238	29 901
Total	376 204	266 507
Inventories have been deducted for obsolescence with	-113 657	-98 468

NOTE 5 - WAGES EXPENSES

Wages, salaries and social welfare costs	2024	2023
Wages and salaries	313 894	272 512
Social security payments	48 578	44 098
Pension costs	22 434	19 254
Other contributions	21 567	19 038
Total	406 472	354 901

Average number of man-labor years	345,4	319,8
--	--------------	--------------

Remunerations to President and Board of directors	President	Board
Remuneration	4 883	159
Pension contributions	148	
Other remuneration	695	

Auditor	2024	2023
The expensed fees to the Company's auditor consist of the following (VAT excluded):		
Statutory audit	1617	1165
Fees for other assurance services	112	92
Fees for tax services	0	0
Fees for other audit related services	61	919
Total fee to the auditor	1789	2176

NOTE 6 - PENSION COST, ASSET AND LIABILITIES

The Company is required to have an occupational pension plan in accordance with Norwegian legislation on occupational pensions ("lov om obligatorisk tjenestepensjon"). The Company's pension plan meet the requirements of this legislation.

Defined contribution plan

The company has a defined contribution pension scheme for all employees. Per 31.12.2024 it was 384 employees included in the scheme. The defined contribution plan organized in according with Norwegian legislation on defined contribution pensions ("lov om obligatorisk tjenestepensjon"), and covers all employees. Employees with salary over 12 G also have an extra defined contribution plan in addition to the collective defined contribution scheme. The additional pension scheme is financed from the Company's operations. The defined-contribution scheme is expensed on an ongoing basis.

Defined benefit plan

In 2009 the company introduced a defined contribution pension scheme for all employees. People who were retired due to disability at the time of transition stayed in the defined benefit plan. As of 31.12.2024 there are four people left in the shceeme. The value of the obligation is considered immaterial, hence the pension obligation is not recognised as a liability in the balance. Pension costs are instead expenced on an ongoing basis.

Accounting for the pension liability for the AFP plan

The Company has an actual financial liability due to the agreement for the AFP-plan. The benefits are financed through a collective agreement (LO/NHO). The information available is not sufficient in order to enable recognition of a pension liability. The plan is recognised as a defined contribution plan.

The Company also has an early retirement shceme and the obligation is booked in balance.

NOTE 7 – INTANGIBLE FIXED ASSETS

	Development	Start-up costs	Total
Purchase cost 01.01.	286 599	96 019	382 618
Additions	0	0	0
Disposals	0	0	0
Reclassification	0	0	0
Purchase costs 31.12.	286 599	96 019	382 618
Acc. Depreciations 01.01.	260 361	95 970	356 331
Disposal	0	0	0
Acc. Depreciations 31.12.	262 542	95 970	358 512
Balance sheet value 31.12.	24 057	49	24 106
Current year depreciations	2 181	0	2 181
Economic lifetime	10-25 years	5-25 years	
Depreciation plan	Straight line	Straight line	

The intangible fixed assets as of 31.12.2024 are costs for participation in the engine programs GE90 and CFM56 7BE.

NOTE 8 – TANGIBLE FIXED ASSETS

	Land	Properties	Machinery and plants	Movables, Furniture, Tools	Total
Purchase cost 01.01.	1 301	85 640	951 378	194 979	1 233 299
Additions purchased assets	0	11 699	32 840	5 928	50 467
Disposals	0	-163	-39 534	-26 169	-65 866
Purchase cost 31.12.	1 301	97 176	944 684	174 739	1 217 900
Acc. depreciations and write-downs 01.01.		35 130	711 321	116 266	862 717
Current year depreciations	0	1 293	23 582	5 655	30 530
Depreciations on disposals		-163	-38 982	-25 875	-65 020
Acc. depreciations and write-downs 31.12.		36 259	695 921	96 046	828 227
Balance sheet value as of 31.12.	1 301	60 917	248 763	78 693	389 672
Economic lifetime	-	30-50 years	15 years	3-15 years	
Depreciation plan	-	Straight line	Straight line	Straight line	
Current year depreciations intangible assets					2 181
Current year depreciations tangible assets					30 530
Total of current year depreciations					32 711

Annual rent of non-financial assets	Land	Properties	Machinery and plants	Movables, Furniture, Tools	Total
Annual rent of non-reported assets in balance sheet		21 754	123	922	22 799
Rental period		2019-2028*			

*The rental agreement includes an option to extend the rental period for 2 x 5 years.

Dilapidation					17 332
Dilapidation provision for rented premises is recognized in balancesheet. The provision is based on a calculation of what the cost will be restoring the rented premises back to same conditions it was as prior to the rental. The cost of actual dilapidation will be booked against this provision.					

NOTE 9 - SHARES

GKN Aerospace Norway AS owns shares in the following:

	Ownership	Currency	Total share capital	Number of shares	Nominal value	Book value
Kongsberg Technology Training Centre AS	33 %	NOK	3000	1000	1000	0

Kongsberg Terotech AS has been liquidated during 2024 and liquidation dividend has been booked in PL with amount 6 615.

NOTE 10 - FORWARD CONTRACTS

The Company has entered into forward contracts of a total value of MNOK 3 491 and the unrealized gain/loss is the difference between the forward exchange rate and the fair value.

					2024	2023
Period until due date	Currency	Amount	Forward rate	Closing rate	Unrealized gain	
2025 - 2030	NOK	-3 491 425	10,38	11,3845		
2025 - 2030	USD	336 303	10,38	11,3845		
Fair value adjustments					356 614	18 197
Booked liability (-) / receivables (+)					278 871	-77 744

NOTE 11 - TAXES

Tax expenses for current year	2024	2023
Taxes payable on year's result	-168 172	-176 149
Total tax payable	-168 172	-176 149
Changes in deferred tax (asset) liability	(32 507)	62 397
Adjustment current income tax of previous years	97	0
Total tax expenses for current year	-200 581	-113 752

Tax payable for current year	2024	2023
Ordinary result before tax cost	919 357	517 073
Permanent differences	-7 184	-17
Changes in temporary differences	208 857	301 819
Adjustment forward contracts, see note 10 for further details	-356 614	-18 197
Basis taxes payable	764 416	800 678
Tax 22% (22%)	168 172	176 149
Tax payable in the balance sheet	168 172	176 149

Specification and basis for deferred tax:	2024	2023
Fixed assets	57 497	30 943
Current assets	-41 103	-24 918
Liabilities	925 130	1 144 358
Forward contracts	278 871	-77 744
Total temporary differences	1 220 395	1 072 639
Loss carry forward	-	-
Basis deferred tax	1 220 395	1 072 639
Tax 22%/(22%)	268 487	235 981
Total deferred tax (asset) liability	268 487	235 981

NOTE 12 - EQUITY

	Share capital	Share premium reserve	Other equity	Total
Equity 01.01.2024 as previously reported	112 500	4 875	670 630	788 005
Profit and loss of the year			718 776	718 776
Dividend year end			-1 000 000	-1 000 000
Equity 31.12.2024	112 500	4 875	389 406	506 781

NOTE 13 – CUSTOMER RECEIVABLES

	2024	2023
Customer receivables	145 998	147 337
Group customer receivables	33 863	34 896
Provision for bad debts	-621	-2 028
Total	179 239	180 205

NOTE 14 – INTERCOMPANY ACCOUNTS

Assets	2024	2023
Customer receivables	33 863	34 896
Other receivables	707 250	906 102
Total asset	741 113	940 998

Liabilities	2024	2023
Liabilities to group companies		
Group trade creditors	10 813	9 134
Dividend	1 000 000	257 000
Total liabilities	1 010 813	266 134

Dividend in 2023 was offset against group receivable.

NOTE 15 – OTHER CURRENT RECEIVABLES

	2024	2023
V.A.T	4 665	9 107
Prepaid expenses	10 681	15 574
Other receivables	75 347	34 651
Sparepart compensation	291 398	161 990
Total	382 090	221 321

NOTE 16 – PROVISIONS AND ESTIMATES

	2024	2023
Severance	17 716	26 987
Dilapidation	17 332	11 932
Total of restructuring and other employee obligations	35 048	38 919
Fair value accrual	0	6 408
Other short term provisions	25 318	49 522
Total of other estimated provisions	25 318	55 930
Sparepart compensation	291 398	161 990
Total of estimated receivables	291 398	161 990
Forward contracts - unrealized loss		77 744
Forward contracts - unrealized gain	278 871	0
Total of forward contracts	278 871	77 744

NOTE 17 – SHARE CAPITAL

The Company share capital comprises 112 500 shares at NOK 1,000 each and the owners have one vote per share. The shares are owned as follows:

		2024	2023
GKN Aerospace Sweden AB	A- aksjer	100 000	100 000
GKN Aerospace Sweden AB	B-aksjer	12 500	12 500
Total		112 500	112 500

The parent Company for GKN Aerospace Norway AS is GKN Aerospace Sweden AB, Trollhättan, Sweden. The consolidated accounts for GKN Group can be obtained from GKN Ltd (Birmingham, UK). The ultimate company is Melrose Industries Plc(UK).

NOTE 18 - BANK - GUARANTEE

	2024	2023
Liquid assets as of 31 December 2024 includes no restricted funds.		
To cover employee withholding taxes the company has a bank guarantee of :	25 000	25 000
To cover the liability for rent of promises the company has a bank guarantee of:	10 000	10 000

Following assets are provided as guarantee to Melrose Industry PLC (ultimate parent company in group):

	2024	2023
Book values:		
Total fixed assets	413 777	396 867
Inventory	376 204	266 507
Receivables	145 376	145 309
Other receivables	382 090	221 321
Total asset guarantee	1 317 447	1 030 004

NOTE 19 - CONTRACTUAL OBLIGATIONS

The signed contractual obligations reflect committed future purchases for next year, 2025.

	2024	2023
Material and semi-manufactured products	640	697
Investments	20 885	20 421

NOTE 20 - CASH FLOW

Specification of combined items in cash flow statement:

	2024	2023
Change in inventory	-109 696	4 468
Change in customer receivables	965	130 077
Change in payable to suppliers	-25 144	52 481
Change in inventories, customer receivables and payable to suppliers	-133 875	187 026
Change in other short term liabilities	-6 799	30 914
Change in restructuring and other employee obligations	-3 781	-50 175
Change in forward contracts	-356 614	-18 197
Change in other provisions	-6 408	-
Change in sparepart compensation	-129 408	-17 677
Change in other current receivables	-31 361	-9 450
Change in loan to group	-34 336	-
Change in other accrued income and accrued expenses	-568 707	-64 585

BOARD OF DIRECTORS' REPORT 2024

Overview

GKN Aerospace Norway (the Company) is a manufacturing company that produces jet engine components. The Company is 100% owned by GKN Aerospace Sweden AB, which in turn is part of the global GKN Aerospace owned by Melrose Industries PLC.

The Company is located in Kongsberg, Norway.

As the international aerospace market is growing over time, the aircraft manufacturers' backlog represents many years of production ahead, indicating a positive future for the aerospace industry and the Company. Global air travel demand has recovered, with 2024 marking the year when all regions outperformed their pre-pandemic flight levels. The aerospace market is highly competitive and the Company continues its improvement journey driving Lean operational principals throughout to meet future market expectations. The in-sourcing of machine maintenance activities (effective January 1st, 2024) was successfully delivered increasing the Company's in-house competence.

Global supply chain remains a continued constraint across the industry, with a combination of capability and capacity struggles resulting from workforce turnover and lost skills. Additionally, certain suppliers (to all key aerospace companies) are taking aggressive actions relative to premium pricing and selective product support forcing the Company to find alternate suppliers or insource to secure required level of support to our customers.

As more suppliers compete solely on cost, it is essential to differentiate our offer to the customers, for example through product functionality benefits, life of program commitments, manufacturing excellence and sustainability. The Company is developing its Centers of Excellence for Shafts and Small&Medium Cases, where technology insertion will be the key to growth.

We are confident that with the ongoing market recovery and balanced portfolio across commercial and defence programs the Company is well positioned for continued profitable growth.

Results and financial conditions

The annual accounts for 2024 has been prepared under the assumption of the Company as a going concern.

The Financial statements for the Company has been prepared in accordance with the Norwegian Accounting Act and generally accepted accounting practice in Norway, and the presented information gives a true and fair view of the Company's assets, liabilities, financial position and result for the financial year.

The total sales revenue for the Company decreased from NOK 1 693 million in 2023 to NOK 1 640 million in 2024.

The operating profit was NOK 490 million in 2024 compared to NOK 411 million in 2023. Net profit before taxes was NOK 919 million in 2024 versus NOK 517 million in 2023.

When comparing the increase in profit before taxes, the main drivers are a combination of increased operating margin and improved financial income due to fluctuations in currencies.

Net profit for the year – NOK 718 million - is proposed distributed as follows:

Dividend payable year end	NOK 1000 million
From other equity	NOK -218 million
Total allocated	NOK 718 million

The total equity, before dividend, amounts to NOK 1 506 million with the equity ratio at 64,5% compared to 53,0% in 2023. The dividend will be payable to GKN Aerospace Sweden AB, and when the settlement is done the Equity will be NOK 507 million vs NOK 788 million in 2023. The equity ratio, after settlement, will be 37,9% in 2024 comparable to 46% in 2023.

In 2024, the Company invested NOK 50 million in plant, production machinery and equipment. Depreciation was NOK 32 million.

The Company's liquidity position is satisfactory. The Company is lending available liquidity to other companies within the Group through cash pooling. As per year-end the Company has issued a loan to Melrose plc valued at NOK 649 million in order to manage risks connected to foreign currencies. The dividend payable is planned to be settled by capitalizing the loan to Melrose, and supplementing the delta from cash-pool. The Group's cash-pool, with indirect access to the Group's banking facilities, provides sufficient and available funds ensuring the Company has access to funds if needed. Although the cash balance is expected to grow over the year.

The majority of the currency flow is in USD and the functional currency for the Company is USD. The financial security for the Company is secured by guarantees from the parent company in USD.

The Company has a currency risk as most local expenses are in NOK, which are hedged by entering into long-term forward contracts. The profit before taxes had a positive impact of NOK 356 million in 2024 due to unrealized gain on foreign exchange contracts, since the Company do not use hedge accounting.

GKN Ltd, the parent company of GKN Aerospace Sweden AB, has a satisfactory financial position, sufficient to finance long-term investments.

Since the Company's customers are major Original Engine Manufacturers (OEM), the credit risk is normally considered low.

The Company will continue with considerable internal actions to reduce working capital and expenses combined with increasing production efficiency, in order to meet the objectives of the strategic plan. The combination of high raw material prices and the relatively high Norwegian cost level, despite favorable USD/NOK-development, will challenge the Company's competitive position.

Cash flow for the year has been impacted negatively compared to operating profit by a few but significant items;

- Inventory. Challenges within supply chain, and in some cases customer demand, has caused imbalances within inventories.
- Accruals. Spare Parts Compensation settled annually, and by the turn of the year the accrual has increased significantly compared to previous year.

Personnel

The Company had 384 highly skilled employees at the end of 2024, compared to 337 in 2023. The distribution was 170 operators and 214 support personnel & officers.

During 2024, we have been working with organizational development to meet our new strategy as a site with three value streams and as a center of excellence in both Shafts and Small & Medium cases.

Recruitment, improvement of on-boarding processes and investment in new competences have been central. In total 53 new employees started their employment in 2024, and 6 left. We have had a growth both in numbers of engineers and operators, with largest growth in numbers of engineers. This has been central to accomplish our product strategy, both in short and long time horizon.

It has been challenging due to huge competition from other nearby companies to recruit the number of employees we have in demand.

At year-end 2024 there were 356 out of 384 employees working full time. The difference, 28 FTE shows the number of employees working part time, out in long-time leave or long time sick leave.

The sick leave was in average 5,7% in 2024. This is higher than planned, and actions are taken to reduce this number in 2025.

Productivity improvements have been, and will continue to be, a priority in the coming years. It has been important for us to build competence and flexibility among our employees, and by this reduce vulnerability if employees would decide to leave GAN or of other reasons not attending work.

The Company interacts closely with the employee Unions to continuously improve the working conditions and environment.

Together we are promoting our cultural principles:

- Safe
- Ownership
- Open and honest
- Respect and care
- Innovative

We have had a focus at GAN as a great place to work, and working to continue and further develop engagement among our employees. This is done together with the rest of GKN, and in cooperation with Gallup. A survey to measure the level of engagement is performed once a year. GAN scored high in 2024, and had an improvement since 2023.

Among other activities to keep up the good working environment, and GAN being a great place to work, we have introduced a process for recognition. Daily, and in all levels of the organization, recognition is a theme. "Recognitions of the month" is presented on intranet, and the employees will receive a personnel message from our Site Director. Recognition is based on our cultural principles mentioned above.

The working conditions are considered good and efforts to improve health and safety are continuously ongoing. The company has during the year had no incidents or accidents which has led to absence for our employees. In fact, at time of writing, the company has not had any such incidents for more than 700 days.

The company is included in a global insurance policy for Directors & Officers. The policy covers for the personal liability of employees acting on behalf of GKN ltd and subsidiaries as Director or Officer.

Gender and equality

The Board of Directors has 4 female representatives out of total of 9 members. 61 out of 384 employees are female, giving a representation of 16%. 7 out of 43 leaders are female, giving a representation of 16%. The Company has 27 female employees with higher education.

The Company has equal salary policy for female and male employees. There are no part time positions, but the Company is flexible regarding individual needs.

The Company has a gender equality policy. Due to few female employees, the Company is actively recruiting females when candidates are comparable. The applicable recruitment base is however small, both for engineers and for operators in particular.

The Company has a recruitment and personnel policy intended to ensure equal opportunities and rights, and to prevent discrimination based on ethnicity, disabilities, national origin, ancestry, color, language, religion or belief.

You can read more about our work related to diversity, inclusion and gender equality at gknposten.no.

Transparency Act

The Company work actively and continuously to comply with the Transparency Act. Our focus is to avoid breach of human rights and decent working conditions and environments, including involvement through our suppliers and business. Learn more about our efforts in terms of risk mapping, compliance and due diligence assessments, including our supply chain, in our annual report. Updated report will be publicly available on our website by 30th June 2025:
gknposten.no/apenhetsloven

Environment

GKN Aerospace Norway is an environmentally sound company. The Company is complying with governmental regulations concerning pollution and environmental control. The Company is working systematically with matters concerning the environment, and is certified to the environmental standard ISO 14001:2015.

The main environmental challenges are related to the production, but with very low risk of accidental pollution to air or water. The Company is utilizing a number of hazardous chemicals in its production, but they are all according to the Norwegian government's emission permits. The Company is doing its utmost to reduce the impact of its activities, and actively and continuously work to integrate sustainability throughout the entire business. As a part of the Company's environmental strategy, it is a goal to reduce the use of energy, water and hazardous waste, which is executed through improved processes and procedures, and is an ongoing effort. Reduction in energy usage has been achieved through improved ventilation, LED lights and heat recovery projects.

Company development

The Company remains organized across 3 Value Streams (Shafts/Vanes/Seals, Small & Medium Cases, and Subcomponents) serving major engine/parts manufacturers – Safran, Avio, Pratt & Whitney and General Electric.

The Company launched the NPI (New Program Introduction) for the Leap 1A shaft, positioning the Company to secure the option of an additional product after successful completion of the first article inspection during 2025. In addition, the Company secured more shaft volume on the smaller GTF engine for 2025 and 2026. Other NPIs have progressed well from a technical perspective, with the Company needing to launch new, unforeseen NPIs in order to meet customer need due to failing supplier performance.

In 2025, we will continue to see a strong push in practical problem solving and robust daily management through the “Brilliant Basics” ensuring all teams are engaged in the best use of the lean operating tools.

Plans are in place to establish a base at the Company for GKN Aerospace Material Solutions, underpinning the commitment to sustainable manufacturing solutions for the future demands of the aerospace industry.

Research and Development

The Company has through the Global Technology Centre in Trollhättan a profound strategy for research and development, to improve competitiveness and to be in the forefront utilizing modern technologies in order to ensure Lean manufacturing with a zero defect mind-set.

The main focus is on digitalization and utilizing Industry 4.0 possibilities. With emphasis on data usage, advanced control of manufacturing systems and automation. As the Lean Operating Model is adopted throughout the company, it is natural to link the development activities to this, and make sure that the technologies being developed strengthens and supports the Lean implementation.

Another important area is automating inspection of parts. The Company has participated in a global GKN research project for automating visual inspection of jet engine parts. For the Company the focus is on automating visual inspection of shafts, which is only produced in Kongsberg within the GKN family.

The Company is also involved in the development of the next generation jet engine within the RISE program, aimed at developing innovative, cutting-edge technology for reducing CO₂, gas emissions and noise levels produced by aircraft. GKN Aerospace Norway has in 2024 been a part of the product development team of the RISE Mid Fan Case that is a global collaboration project within GKN Aerospace. The Company gains through this knowledge regarding future jet engine component designs, additive manufacturing, as well as taking part in the technology development.

During 2024 we have strengthened our R&D team and have a plan to further strengthen it throughout 2025.

The research and development work is partially funded by The Norwegian Research Council and Skattefunn.

Prospects for the future


2024 saw the aerospace industry performance reset at new record levels beyond all previous years, and this will continue with major commercial aircraft manufacturers publicly committing to ramp up aircraft production output.

The Company has its future focus predominantly on Narrowbody engines, with Military engines forming a smaller proportion of Company sales revenue. Components are produced for both aftermarket services and for new engine build. The importance of being engaged on the defense side of the market is an essential element in our strategy as the global climate remain in a state of high tension. It is important to maintain a position as a reliable supplier in order to be able to capture increased volume shares, and be a natural choice for future platforms.


Increased focus on the importance of sustainability underlines the need to be involved in the new solutions under development. GKN Aerospace has continued its commitment to developing local alternative casting and forging solutions through on-site additive manufacturing which also contribute to a real energy saving and reduced raw material consumption and is investing heavily in alternate, more sustainable material solutions for the aerospace industry. Plans are in place to bring that technology to the site in Kongsberg enabling skills expansion and technology growth for the Company. The Company will continue its journey as Center of Excellence for Shafts and Small&Medium Cases, where technology insertion will be the key to growth.

We are confident that our balanced portfolio across commercial and defense programs and the anticipated technology investment the Company is in a strong position for continued profitable growth.


Kongsberg, 17 March 2025




Joakim Andersson
Chairman of the Board



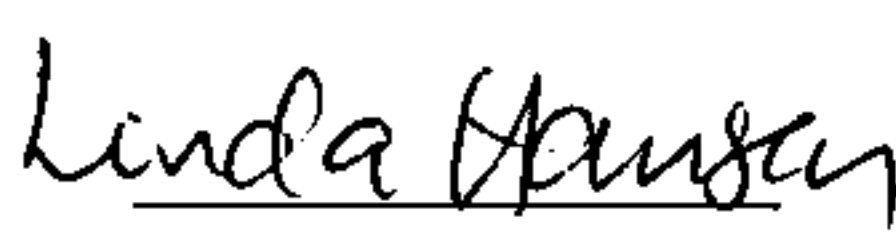
Martin Ramfjord
Member of the Board




Nicola Diann Armstrong
Member of the Board/
General Manager




Alexander Andersson
Member of the Board




Linda Hansen
Member of the Board




Bent Andersen
Member of the Board



Oddbjørn Øygarden
Member of the Board



Sara Eklöf
Member of the Board



Karin Andersson
Member of the Board



To the General Meeting of GKN Aerospace Norway AS

Independent Auditor's Report

Opinion

We have audited the financial statements of GKN Aerospace Norway AS (the Company), which comprise the balance sheet as at 31 December 2024, the income statement and cash flow statement for the year then ended, and notes to the accounts, including a summary of significant accounting policies.

In our opinion the financial statements comply with applicable statutory requirements, and the financial statements give a true and fair view of the financial position of the Company as at 31 December 2024, and its financial performance and its cash flows for the year then ended in accordance with the Norwegian Accounting Act and accounting standards and practices generally accepted in Norway.

Basis for Opinion

We conducted our audit in accordance with International Standards on Auditing (ISAs). Our responsibilities under those standards are further described in the *Auditor's Responsibilities for the Audit of the Financial Statements* section of our report. We are independent of the Company as required by relevant laws and regulations in Norway and the International Ethics Standards Board for Accountants' International Code of Ethics for Professional Accountants (including International Independence Standards) (IESBA Code), and we have fulfilled our other ethical responsibilities in accordance with these requirements. We believe that the audit evidence we have obtained is sufficient and appropriate to provide a basis for our opinion.

Other Information

The Board of Directors and the Managing Director (management) are responsible for the information in the Board of Directors' report. The other information comprises information in the annual report, but does not include the financial statements and our auditor's report thereon. Our opinion on the financial statements does not cover the information in the Board of Directors' report.

In connection with our audit of the financial statements, our responsibility is to read the Board of Directors' report. The purpose is to consider if there is material inconsistency between the Board of Directors' report and the financial statements or our knowledge obtained in the audit, or whether the Board of Directors' report otherwise appears to be materially misstated. We are required to report if there is a material misstatement in the Board of Directors' report. We have nothing to report in this regard.

Based on our knowledge obtained in the audit, it is our opinion that the Board of Directors' report

- is consistent with the financial statements and
- contains the information required by applicable statutory requirements.

Responsibilities of Management for the Financial Statements

Management is responsible for the preparation of financial statements that give a true and fair view in accordance with the Norwegian Accounting Act and accounting standards and practices generally accepted in Norway, and for such internal control as management determines is necessary to enable the preparation of financial statements that are free from material misstatement, whether due to fraud or error.

In preparing the financial statements, management is responsible for assessing the Company's ability to continue as a going concern, disclosing, as applicable, matters related to going concern. The financial statements use the going concern basis of accounting insofar as it is not likely that the enterprise will cease operations.



Auditor's Responsibilities for the Audit of the Financial Statements

Our objectives are to obtain reasonable assurance about whether the financial statements as a whole are free from material misstatement, whether due to fraud or error, and to issue an auditor's report that includes our opinion. Reasonable assurance is a high level of assurance, but is not a guarantee that an audit conducted in accordance with ISAs will always detect a material misstatement when it exists.

Misstatements can arise from fraud or error and are considered material if, individually or in aggregate, they could reasonably be expected to influence the economic decisions of users taken on the basis of these financial statements. For further description of Auditor's Responsibilities for the Audit of the Financial Statements reference is made to: <https://revisorforeningen.no/revisjonsberetninger>

Drammen, 17 March 2025
PricewaterhouseCoopers AS

A handwritten signature in black ink, appearing to read 'Guro Skjeggerud'.

Guro Skjeggerud
State Authorised Public Accountant