

FINTECH OS SRL

First time here?






Create free account

Access by SMS

Identification data for FINTECH OS SRL

Company Name	FINTECH OS SRL
Fiscal Code	38120136
Registry No.	J40/14655/2017
EUID	ROONRC.J40/14655/2017
Date of establishment	2017.  

OSIM registered Trademarks

fintec -  - | fintec -  - | fintec -  - | fintec -  - | fintec -  - | See details ...

About FINTECH OS SRL company

Localization of FINTECH OS SRL - contact information.

County	Bucuresti
City/District	Sectorul 2
Address	Sos. Pipera 46D-46E-48 B -  -

Phone	-
Fax	-
Mobile	-
Email	mark - - care - -
Management people:	Admin. BI - -
Web Address	<input checkmark="" icon"="" type="text" value="Link WebSite

Unlock information

With an access plan you might find fast and easy contact information (email, phone, fax, address, website), and also detailed information (balance, court files, state debts, trademarks, etc) of FINTECH OS SRL

Unlimited access

91 Euro

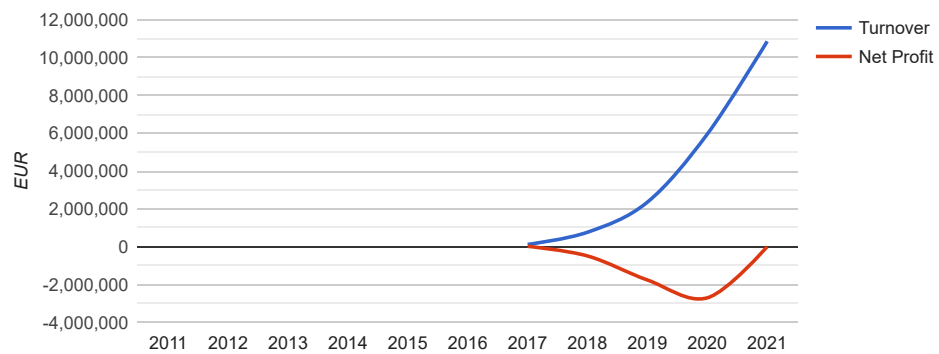
20% discount)

[See the promotion](#)

Predominant activity domain (reported on the balance sheet)	
NACE Code	62 - -
Activity	Compu - -
Activity Description	This class includes th - -







Turnover (Turnover is the total of sales (invoiced) in a tax year. It does not include invoiced VAT.)	Net Profit (Net profit is the difference between the gross profit obtained by an economic entity and the related corporation tax.)	Debts (Debts are current liabilities of the enterprise arising from past events and settlement that are expected to result in resource outflows.)	Fixed Assets (Fixed assets are goods and valuables with a useful life longer than one year and not consumed at first use.)	Current Assets (Current assets are values that participate in a single economic circuit (inventory, receivables, short-term investments, house and bank accounts), being held short-term (less than one year).)	Equity Ownership (Equity Ownership are financial resources attracted from owners (shareholders or associates), as well as those made from profits earned.)	Employees (average no.) (The average number of employees is the number of employees engaged in individual labor contracts paid by the enterprise for a normal average working time over the reference year.)
-----------------------------------------------------------------------------------------------------------------	-------------------------------------------------------------------------------------------------------------------------------------------	----------------------------------------------------------------------------------------------------------------------------------------------------------	-----------------------------------------------------------------------------------------------------------------------------------	------------------------------------------------------------------------------------------------------------------------------------------------------------------------------------------------------------------------	-------------------------------------------------------------------------------------------------------------------------------------------------------------------	---------------------------------------------------------------------------------------------------------------------------------------------------------------------------------------------------------------------







2021	10 859 450	0	32 426 782	7 895 993	14 074 781	-11 747 929	244
2020	5 953 206	-2 708 128	11 607 033	3 835 880	8 523 845	135 186	107
2019	2 354 827	-1 765 165	1 434 556	1 729 117	3 322 722	2 896 917	51
2018	762 363	-493 367	1 556 005	753 571	669 542	-425 096	17
2017	117 940	16 863	176 703	34 473	166 787	17 936	4



(undeclared values also appear with 0)

Recommended Companies:

Company Name	Contact
QWERTYBIT SRL Str. Constantin Voda 16 BUCURESTI, Loc. SECTORUL 5	   
STRATEGIC INVESTMENT ADVISORS SRL Str. Sg. Maj. Samoila Dumitru 5 BUCURESTI, Loc. SECTORUL 4	  
LIFESTYLE BUSINESS SRL Str. Victor Brauner 34-38 BUCURESTI, Loc. SECTORUL 3	

GYARMATH STUDIO SRL Str. Berzei 9 BUCURESTI, Loc. SECTORUL 1	 
SACRED PAPA SRL Str. Subcetate 41 BUCURESTI, Loc. SECTORUL 1	 
ZURA ENERGY SRL Aleea Arhitect Antonescu Petre 1 BUCURESTI, Loc. SECTORUL 2	
FRAKKAS PELAGE GROUP OF COMPANIES SRL Bdul. Unirii 23 BUCURESTI, Loc. SECTORUL 4	
EURO STOCKS CAPITAL INVEST SRL Piata Natiunilor Unite 3-5 BUCURESTI, Loc. SECTORUL 4	

Listed in: | România | Bucuresti | Sectorul 2 | 62