



Juristic Name : BANGKOK SOLAR CO.,LTD.

Registered No : 0105546061951

Income Statement of BANGKOK SOLAR CO.,LTD.

For the year 2017 - 2019

Unit : Baht	2017		2018		2019	
	Amount	%Change	Amount	%Change	Amount	%Change
Revenue from Sales&Services	1,174,105.00	-53.72	804,760.00	-31.45	45,138,604.90	5,508.95
Total Revenue	10,358,876.70	12.13	7,360,643.50	-28.94	57,851,695.92	685.95
Cost of Goods Sold	964,817.02	-55.76	683,052.64	-29.20	87,300,901.40	12,680.99
Gross Profit (Loss)	-	0.00	804,760.00	0.00	45,138,604.90	5,508.95
Selling&Admin Expenses	260,590,557.25	3.96	142,958,514.02	-45.14	171,344,627.77	19.85
Total Expenses	261,555,374.27	3.45	143,641,566.66	-45.08	258,645,529.17	80.06
Interest Expenses	0.00	0.00	0.00	0.00	0.00	0.00
Profit(Loss) before Income Tax	-251,196,497.57	-3.12	-136,280,923.16	45.74	-200,793,833.25	-47.33
Income Tax Expense	-	0.00	0.00	0.00	0.00	0.00
Net Profit (Loss)	-251,196,497.57	-3.12	-136,280,923.16	45.74	-200,793,833.25	-47.33

Select Fiscal Year



Financial Position

Income Statement

Financial Ratios

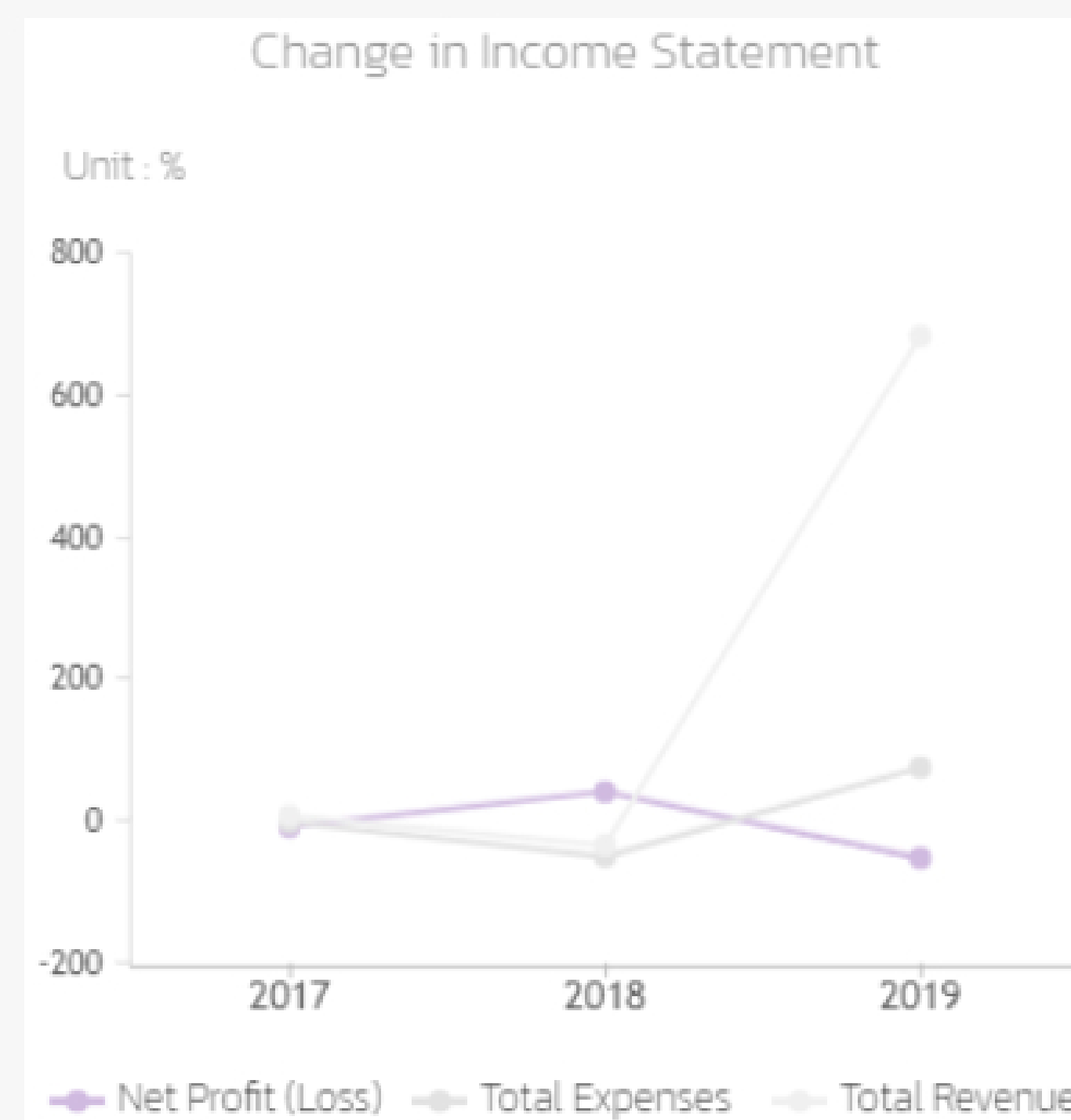
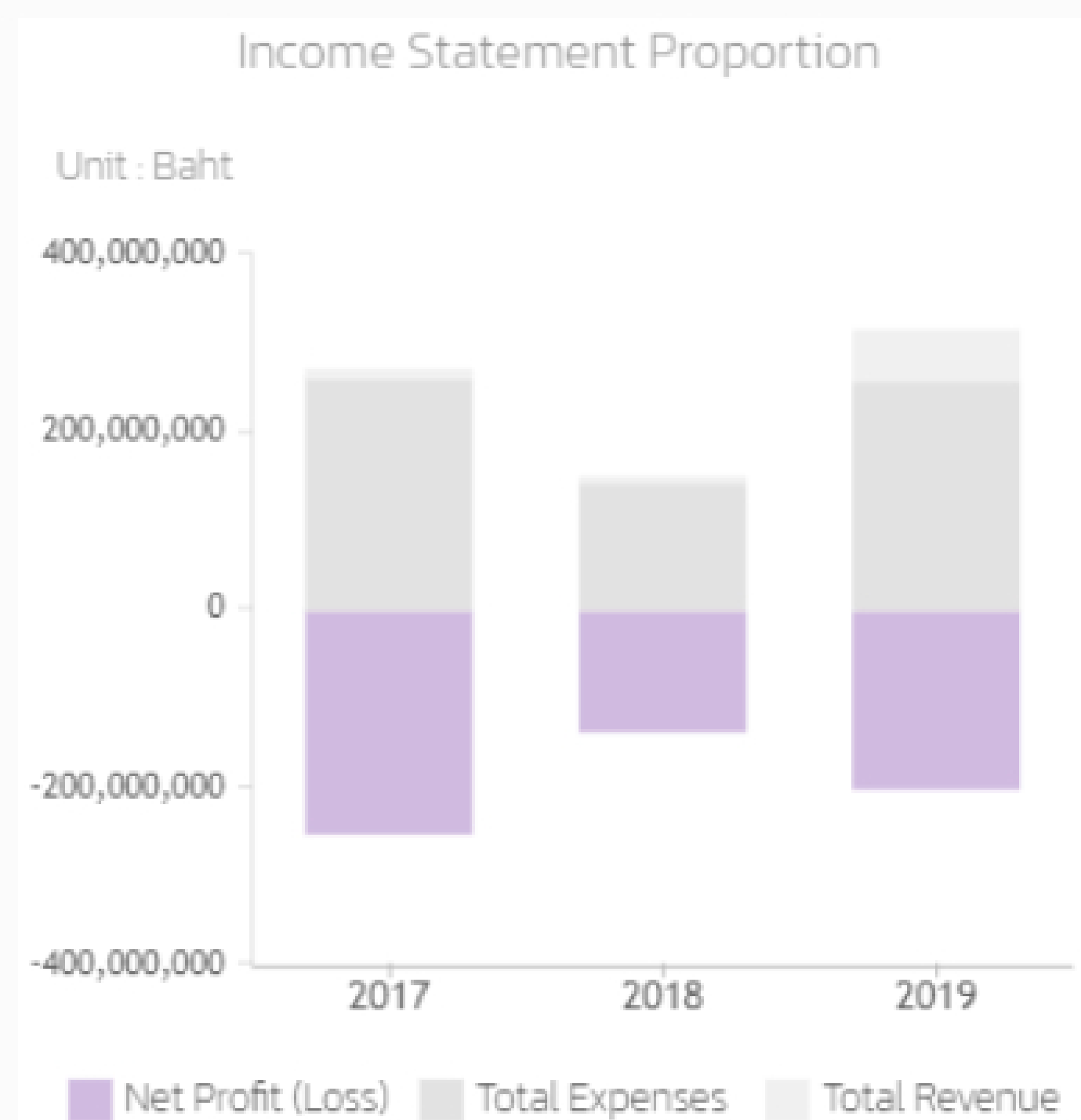
Compare Yearly

Compare with industry

- Remark(s) :
1. This statement includes only important accounts.
 2. % Change is a year-over-year change of the current fiscal year and the previous fiscal year amount.
 3. The accounts showing in the statement depend on the accounting format submitted.

Income Statement Proportion Chart of BANGKOK SOLAR CO.,LTD.

For the year 2017 - 2019



Juristic Name : BANGKOK SOLAR CO.,LTD.


Registered No : 0105546061951

Statement of Financial Position of BANGKOK SOLAR CO.,LTD.

For the year 2017 - 2019

Unit : Baht	2017		2018		2019	
	Amount	%Change	Amount	%Change	Amount	%Change
Accounts Receivable	1,699,371.74	-67.40	2,816,952.01	65.76	4,150,487.71	47.33
Inventories	228,895,710.68	-27.81	218,302,188.62	-4.62	0.00	-100.00
Total Current Assets	413,540,853.05	-19.06	385,326,901.04	-6.82	254,162,443.58	-34.03
Property, Plant and Equipment	419,167,226.44	-28.88	312,280,401.85	-25.49	278,899,524.90	-10.68
Total Non-current Assets	498,826,008.60	-23.83	390,376,912.33	-21.74	318,724,641.15	-18.35
Total Assets	912,366,861.65	-21.74	775,703,813.37	-14.97	572,887,084.73	-26.14
Total Current Liabilities	27,572,258.90	-7.89	27,190,133.78	-1.38	25,167,238.39	-7.43
Total Non-current Liabilities	350,832.50	0.00	350,832.50	0.00	350,832.50	0.00
Total Liabilities	27,923,091.40	-7.80	27,540,966.28	-1.36	25,518,070.89	-7.34
Equity	884,443,770.25	-22.11	748,162,847.09	-15.40	547,369,013.84	-26.83
Total Liabilities and Equity	912,366,861.65	-21.74	775,703,813.37	-14.97	572,887,084.73	-26.14

Select Fiscal Year



Financial Position

Income Statement

Financial Ratios

 Compare Yearly

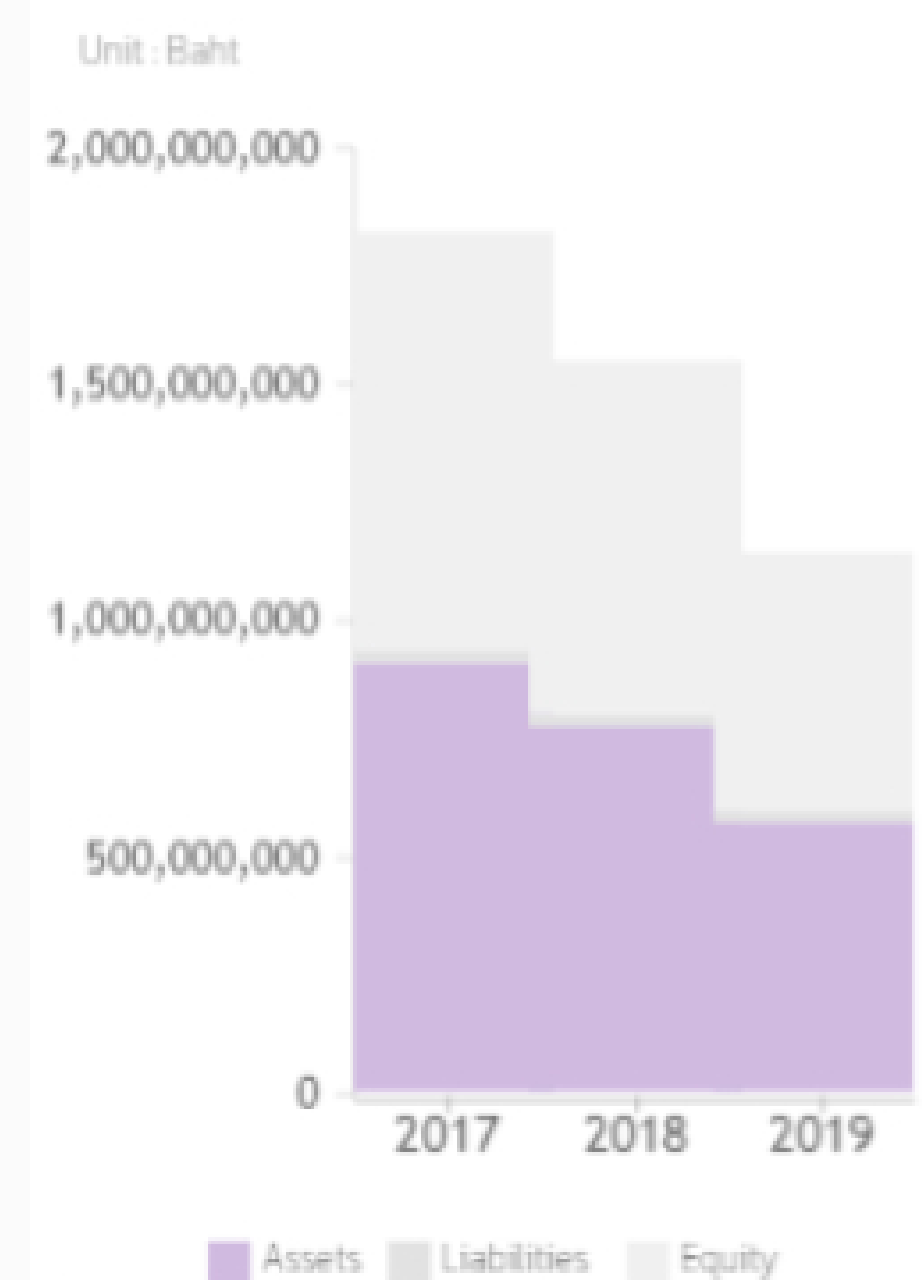
 Compare with industry

- Remark(s) :
1. This statement includes only important accounts.
 2. % Change is a year-over-year change of the current fiscal year and the previous fiscal year amount.
 3. The accounts showing in the statement depend on the accounting format submitted.

Statement of Financial Position of BANGKOK SOLAR CO.,LTD.

For the year 2017 - 2019

Balance Sheet Proportion



Change in Balance Sheet

